




JDENTALCARE

just smile

JD OCTA

Tissue Level Implant System



octagonal connection



Made in Italy

JDOCTA DESIGN

JDOcta dental implant is designed for the one-stage surgery, that simplifies the treatment, reducing the chair time and providing the patient with earlier esthetic and function. Working at soft tissue level allows easy accessibility to the implant.

features

advantages

The connection consists of an internal octagon for anti-rotation and 8° internal taper

H 1.8 mm machined implant collar

Titanium grade 4

SLA surface treatment

Expanding tapered inner body

Self-cutting capacity in both directions

Apical cutting blades

The internal octagon guarantees the repositioning of the abutment in the implant. The conical connection favours a uniform load distribution, and it is one of the most secure implant-abutment connection used for implants

Reduces the risk of periimplantitis. Allows the placement of the top of the implant above the alveolar crest to make distance between the abutment-fixture microgap and the bone reducing bone loss

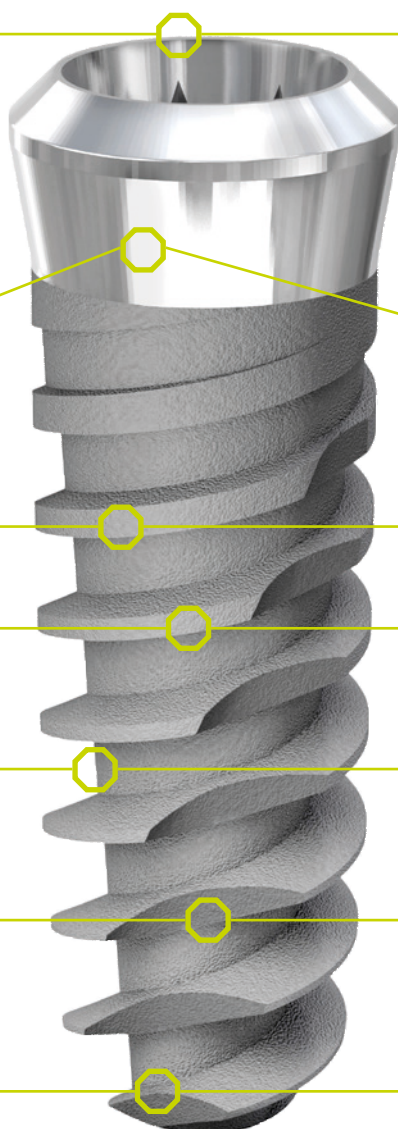
Well proven for a better osseointegration

The S.L.A. surface treatment guarantees an optimal microtopography of the implant surface that improves the osteointegration

Favours gradual condensation of bone and guarantees high primary stability, especially in compromised bone situations

Makes it possible to achieve high primary stability also with low values of torque

They allow the implant to engage small osteotomies

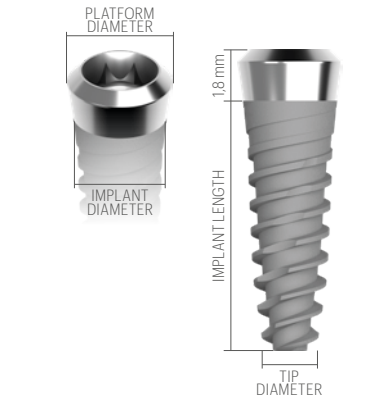


PRODUCT SPECIFICATIONS

The JDOcta dental implants are available in the diameters and lengths shown in the following table:

IMPLANT DIAMETER	LENGTH	TIP DIAMETER	PLATFORM DIAMETER	ABUTMENT INTERFACE
Ø 3,7	8	2.8	4.8	3.5
	10, 11.5	2.4		
Ø 4,3	8	3.55	4.8	2
	10, 11.5	2.8		
Ø 5,0	8	3.55	6.5	3.5
	10, 11.5	3.2		

Note: all measurements in mm

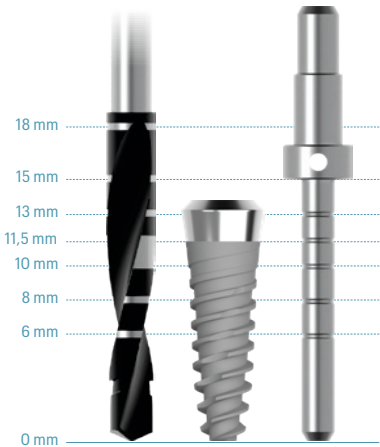


DRILLING PROTOCOLS

It is recommended to adhere to the indications of the following drilling sequence to ensure optimal primary stability of the implant.

IMPLANT DIAMETER	SOFT BONE TYPE IV	MEDIUM BONE TYPE II-III	DENSE BONE TYPE I
Ø 3,7	2,0 2,4	2,0 2,4 2,8	2,0 2,4 2,8 3,2 (3,6)
Ø 4,3	2,0 2,4 2,8	2,0 2,4 2,8 3,2 (3,6)	2,0 2,4 2,8 3,2 3,6 (4,0)
Ø 5,0	2,0 2,4 2,8 3,2	2,0 2,4 2,8 3,2 3,6 (4,0)	2,0 2,4 2,8 3,2 3,6 4,0 (4,4)

Note: all measurements in mm



PRODUCT CATALOGUE

Implants:		
Ø 3,7		
OC37080	JDOcta RN Ø 3.7 L 8	
OC37100	JDOcta RN Ø 3.7 L 10	
OC37115	JDOcta RN Ø 3.7 L 11.5	
Ø 4,3		
OC43080	JDOcta RN Ø 4.3 L 8	
OC43100	JDOcta RN Ø 4.3 L 10	
OC43115	JDOcta RN Ø 4.3 L 11.5	
Ø 5,0		
OC50080	JDOcta WN Ø 5.0 L 8	
OC50100	JDOcta WN Ø 5.0 L 10	
OC50115	JDOcta WN Ø 5.0 L 11.5	
Cover Screw:		
OCCS	Cover Screw RN H 3.0 JDOcta	
OCCSW	Cover Screw WN H 3.0 JDOcta	
Prosthetic Screw:		
OCS	Prosthetic Screw JDOcta	Torque recommended 30 Ncm
Impression Copings Closed Tray / GP Abutments:		
OCICCTC	Impression Coping Closed Tray / GP Abutment RN JDOcta	
OCICCTWC	Impression Coping Closed Tray / GP Abutment WN JDOcta	
Wax Up Abutments:		
OCWAE C	Wax-Up Abutment Engaging RN JDOcta	Torque recommended 30 Ncm
OCWAEWC	Wax-Up Abutment Engaging WN JDOcta	
TiBase:		
OCTIBC	TiBase Engaging RN JDOcta	Torque recommended 30 Ncm
OCTIBWC	TiBase Engaging WN JDOcta	
Implant Replicas:		
O CAN	Implant Replica RN JDOcta	
O CANW	Implant Replica WN JDOcta	
Implant Drivers:		
OCIDN	Implant Driver JDOcta	
OCIDLN	Implant Driver Long JDOcta	
Prosthetic Drivers:		
OCSDPF20	Prosthetic Driver for JDTorque L 20 JDOcta	
OCSDPF25	Prosthetic Driver for JDTorque L 25 JDOcta	